






Appendix 1 – Teesside Freeport / Invest Tees Valley Quarterly Marketing Performance Statistics

WEBSITE					
Q1 2023		Versus Q1 2022		Versus Q4 2022	
Website Hits					
Invest	N/A	Invest	N/A	Invest	N/A
Freeport	2,983	Freeport	56%↑	Freeport	109%↑
Page views					
Invest	N/A	Invest	N/A	Invest	N/A
Freeport	3,812	Freeport	64%↑	Freeport	90%↑
New visitors					
Invest	N/A	Invest	N/A	Invest	N/A
Freeport	2,938	Freeport	57%↑	Freeport	113%↑

COMMUNICATIONS AND PR		 	
 Issued 8 press releases	 89.1%		
AVE £7.2m 	580 media articles 