


# TEES VALLEY ANNUAL JOB VACANCIES REPORT JUNE 2020 – MAY 2021

JUNE 2021

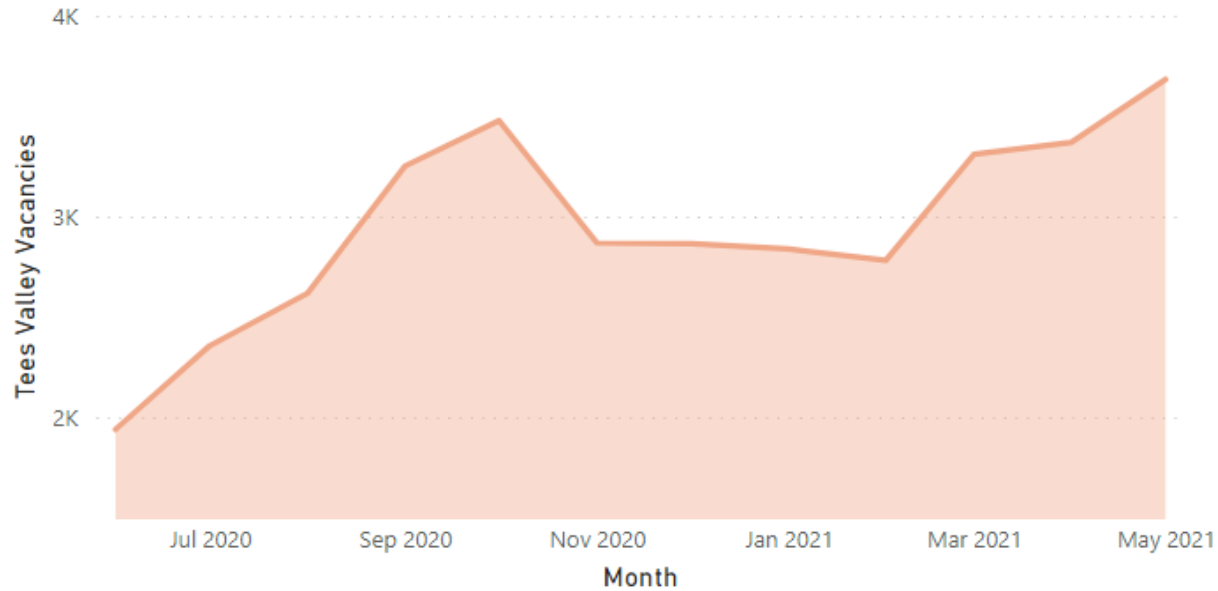


# INTRODUCTION

Analysis of job vacancies for the 12 months to May 2021 within Darlington, Hartlepool, Stockton, Middlesbrough, Redcar & Cleveland.



## KEY TRENDS



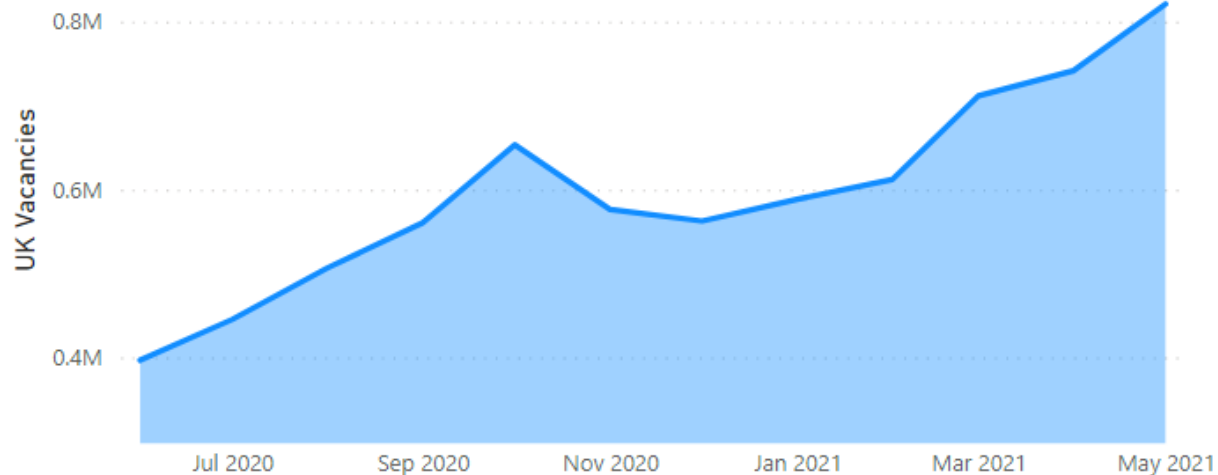
➤ There was 35,351 job vacancies advertised within the Tees Valley between June 2020 and May 2021.

➤ This represented a 25.1% increase on the previous 12 months.

➤ UK postings were 6.0% greater over the same period, with the Tees Valley surpassing national trends.

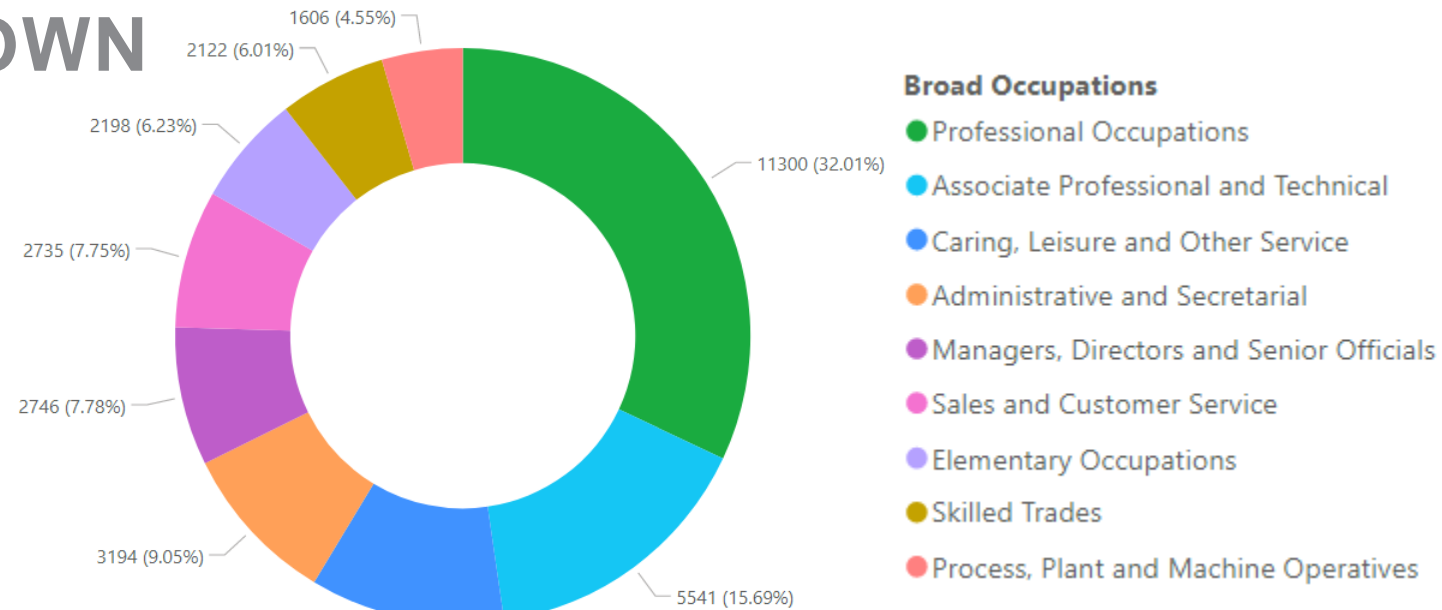
➤ Vacancies dropped over the festive period, following stricter COVID-19 restrictions being introduced, before the vaccination rollout intensified.

➤ Vacancies, both nationally and locally, would follow the UK COVID-19 restriction severity – As restrictions continue to lift, vacancies continue to increase.



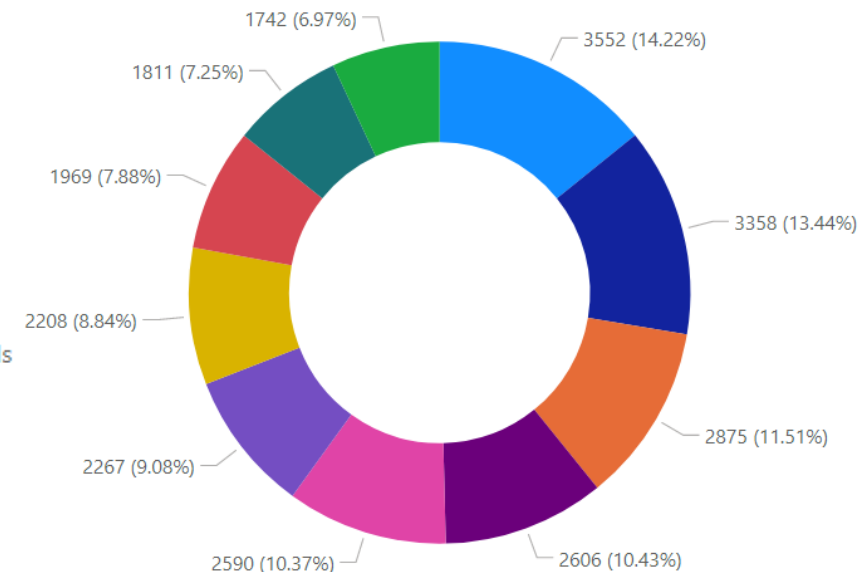
# OCUPATIONAL BREAKDOWN

- Professional Occupations were the 1-digit SOC code with the most job vacancies in the Tees Valley, in line with the previous 12 months.
- At a 4-digit SOC code level, Nurses were the most advertised vacancies.
- Caring Personal (1-digit) and Care Home Workers (4-digit) were the third and second most in-demand occupations; mirroring the impacts of COVID-19.
- Sales Related Occupations not elsewhere classified were the fourth most advertised for vacancies, reflecting the uptick in the economy and lifting of restrictions.

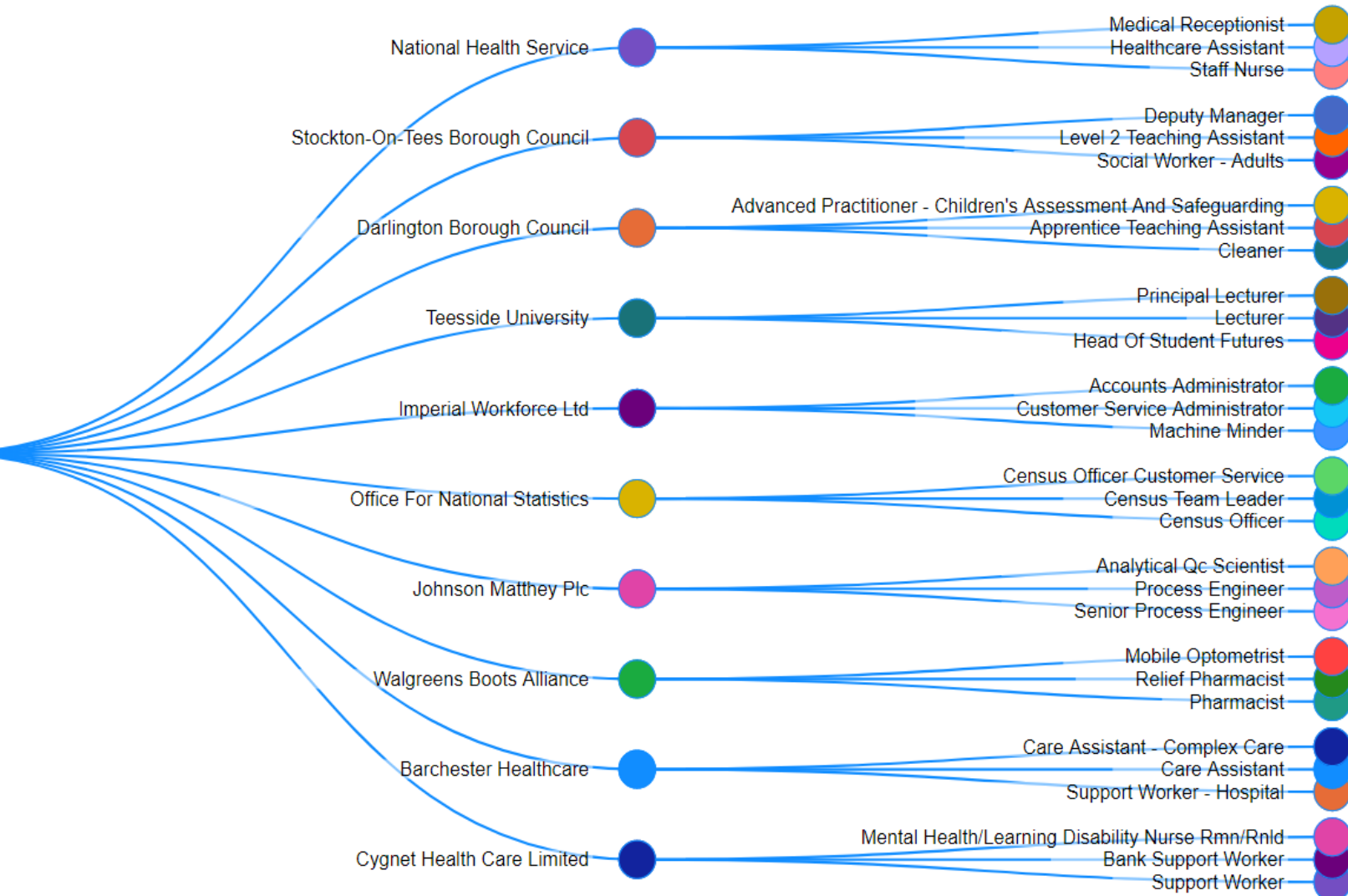


**Detailed Occupations**

- Nurses
- Care workers and home carers
- Other administrative occupations n.e.c.
- Sales related occupations n.e.c.
- Customer service occupations n.e.c.
- Programmers and software development professionals
- Secondary education teaching professionals
- Teaching assistants
- Managers and proprietors in other services n.e.c.
- Teaching and other educational professionals n.e.c.



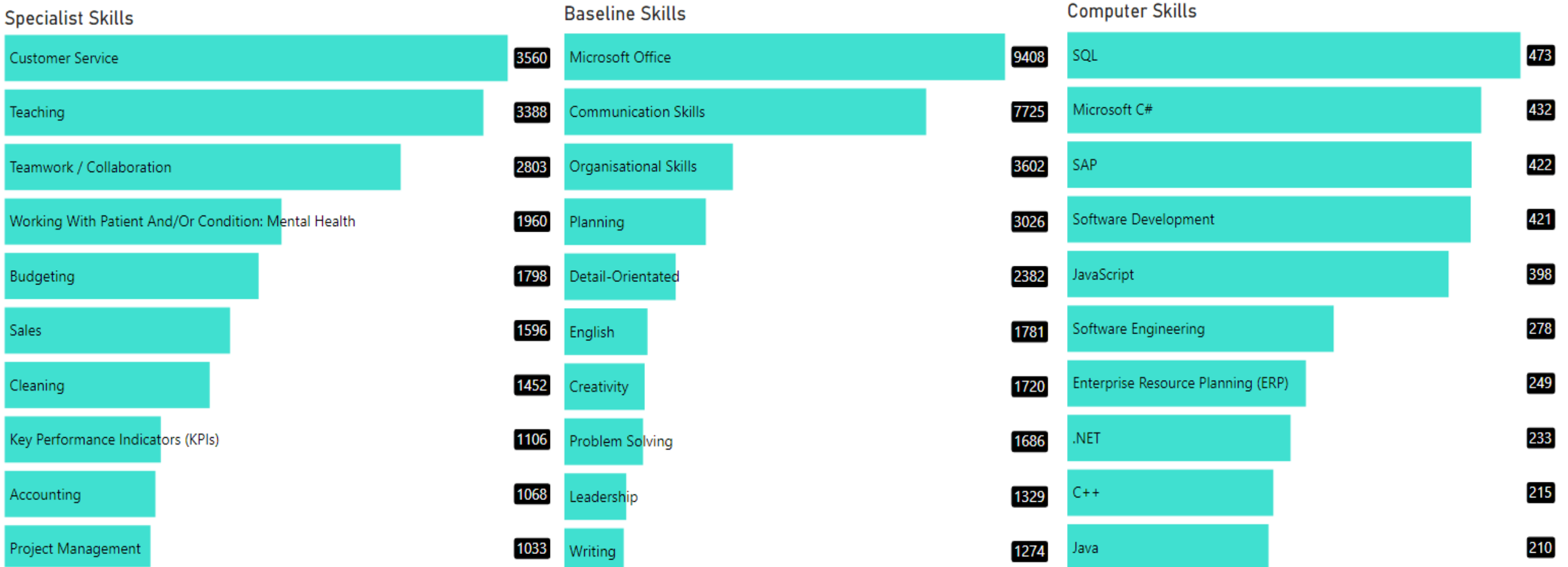
## Top Employers



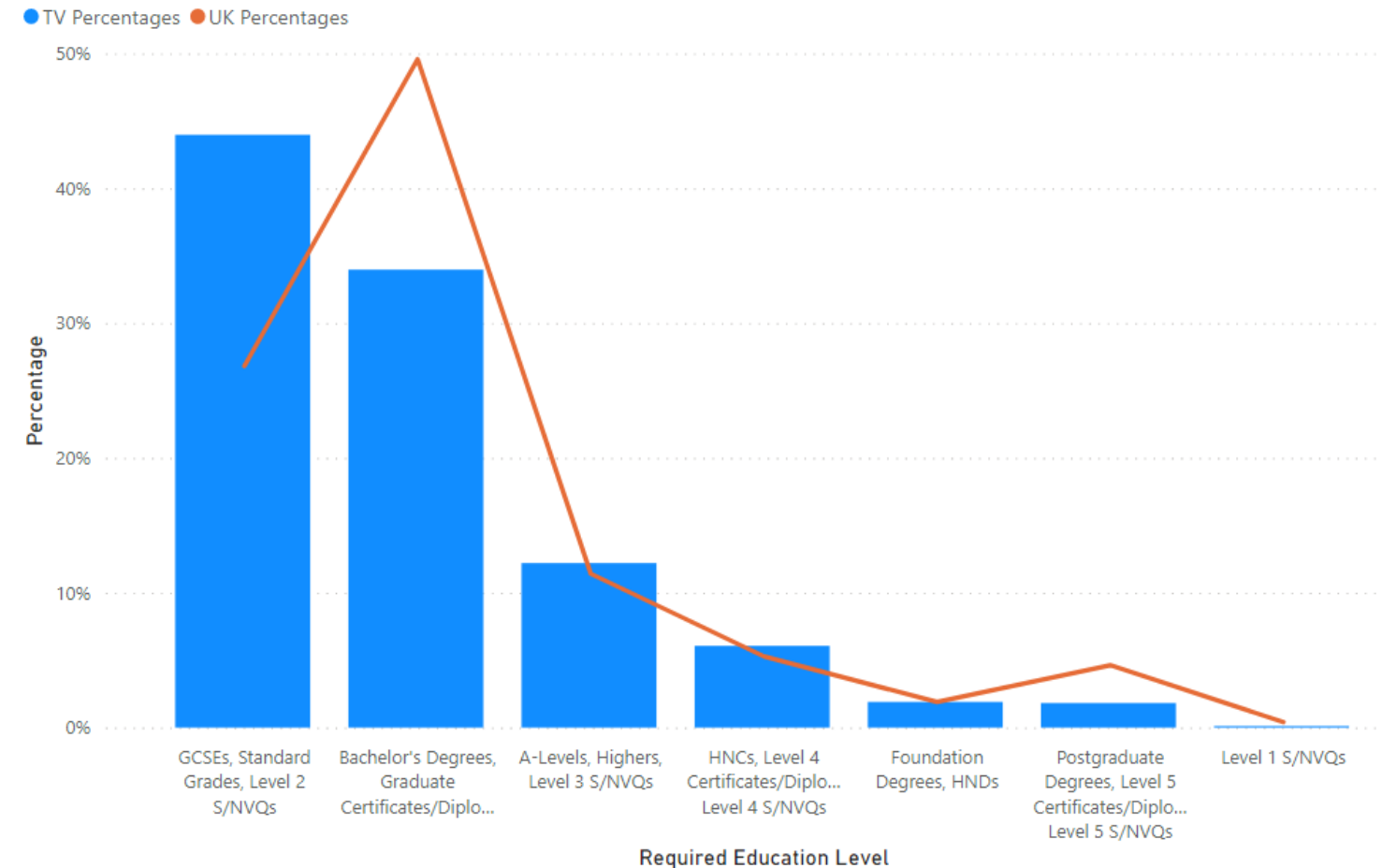
- For the second consecutive year, the NHS was the employer with the most advertised vacancies, accounting for 17.9% of all vacancies.
- Of the NHS vacancies, Staff Nurses were the most advertised for occupation.
- Of the Top 10 employers, the split between public and private sector was equal.
- 42.5% of vacancies advertised in the Tees Valley did not provide employer details.

# Required Skills

➤ The skills most in demand based on advertised job vacancies within the Tees Valley.



## Education



- Tees Valley vacancies mirrored UK vacancy educational requirements.
- The Tees Valley was below the UK average for jobs requiring Postgraduate qualifications and Degree qualifications (54% vs 36%).
- Demand for HNC qualifications (2%) and Foundation Degrees were in line with UK (2%).
- GCSEs and A-Level/NVQs were the levels of education most in demand within the Tees Valley (56%), significantly higher than the UK average (38%).

## Advertised Salaries

- Advertised salaries were largely in line with the previous 12 month period.
- The £10,000 – £19,999 range accounted for 3% fewer vacancies than previously.
- This reduction appears to have shifted to the £20,000 – £29,999 salary range, which has increased by 3%.
- At the higher end of the salary ranges, jobs advertised with salaries of £50,000+ increased from 9% to 10%.

Current Year vs Previous Year Advertised Salaries

