

Tees Valley Sector Profile

Wholesale & Retail



Sub-sectors

- **Sales of motor vehicles:** including maintenance, repair and parts
- **Wholesale trade**
- **Retail trade**

Trends in employment 2014 - 2024	Sector	Tees Valley Average
Employment change	4,000	17,000
Employment change (%)	10%	6%
Replacement Demand	17,000	116,000
Total requirement	21,000	133,000

Industry Profile

Employment

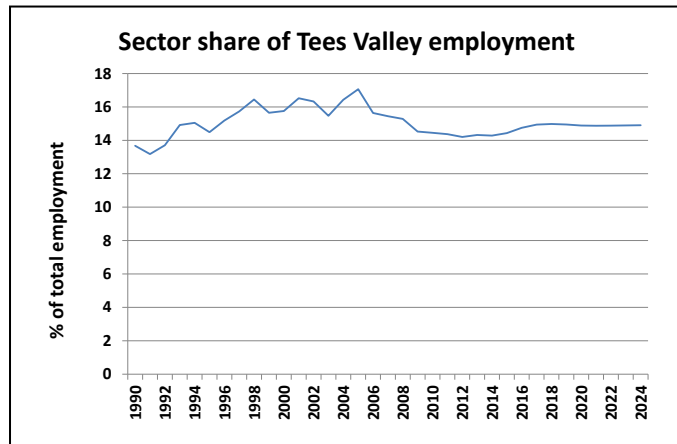
2014 = 42,000 2024 = 46,000

Top 3 occupation shares

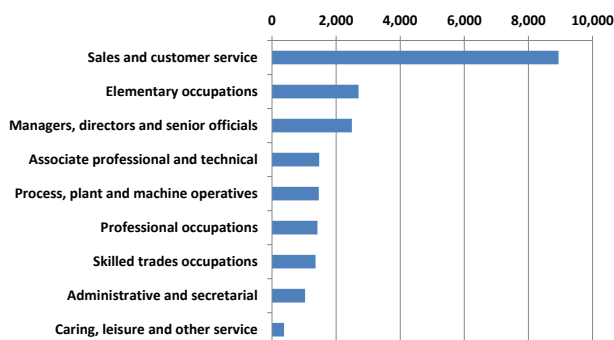
2014	2024
Sales 46%	Sales 44%
Elementary 10%	Elementary 11%
Skilled Trades 10%	Managerial 10%

Qualified to degree L4+, 2014 - 2024

Total requirement increase = 7,000



Total occupation requirement, 2014-2024

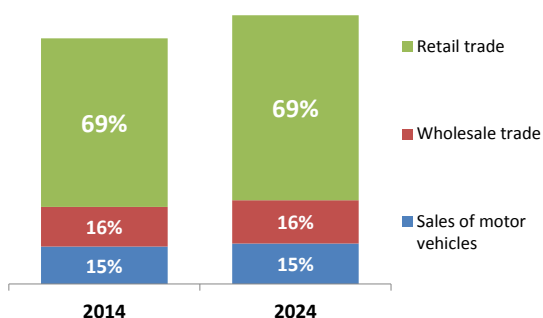


Employment by gender and status

2014	Sector	2024
34%	Male full-time	32%
18%	Female full-time	20%
12%	Male part-time	17%
28%	Female part-time	25%
5%	Male self employed	3%
3%	Female self employed	3%

Just under half of jobs are held by women

Employment shares by sub-sector (NE region)



Total skills requirement, 2014-2024

